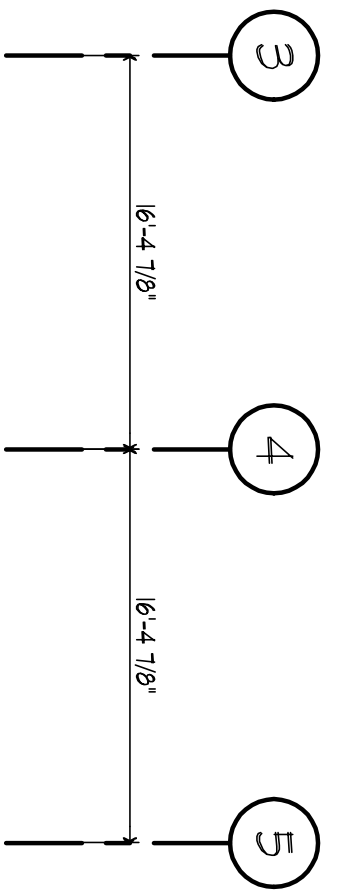
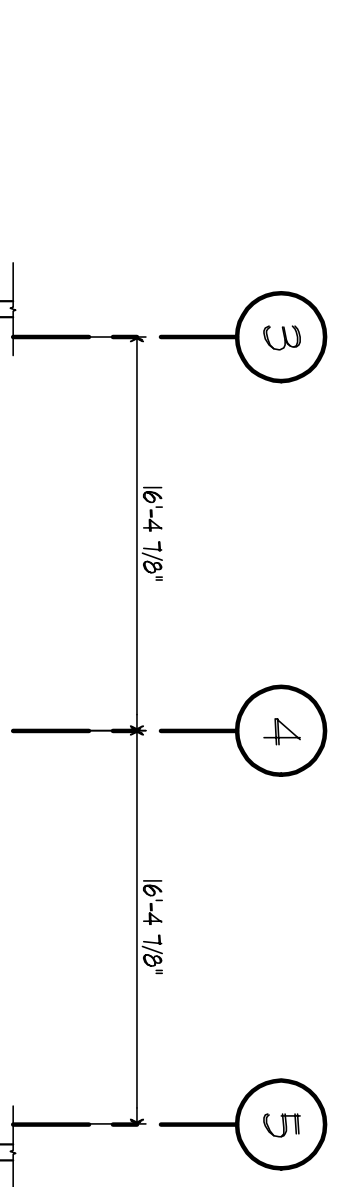


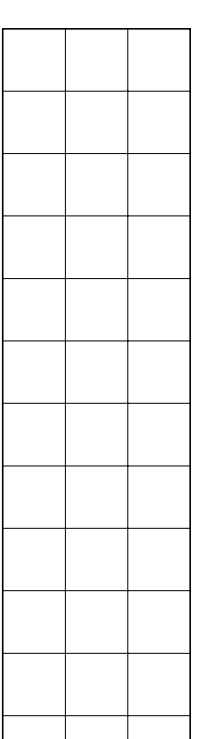
DRYER AREA TOWER  
- ENLARGED PLAN  
(LEVEL+52.477) 10 METERS  
SCALE 1/8" = 1'-0"




DRYER AREA TOWER  
- ENLARGED PLAN  
(LEVEL+53.466) 16.4 METERS  
SCALE 1/8" = 1'-0"



DRYER AREA TOWER  
- ENLARGED PLAN  
(LEVEL+110.207) 21.9 METERS  
SCALE 1/8" = 1'-0"



FLUFF SILO TOWER  
- ENLARGED PLAN  
(LEVEL+24.77) (15 m)  
SCALE 1/8" = 1'-0"



FLUFF SILO TOWER  
- ENLARGED PLAN  
(LEVEL+46.716)  
SCALE 1/8" = 1'-0"

MEZZANINE  
(COVERED WITH 6MM CHECKERED PLATE)

TOWER MEZZANINE PLANS


DATE	REVISION	BY
1-6-12	REVISION NUMBER THREE, NO CHANGES	

DESIGN DOCUMENTS:  
The design professional accepts any and all responsibility and liability for problems which arise from failure to follow these plans, specifications and the design intent they convey.

COPYRIGHT ©  
This document discloses subject matter considered confidential by HSE of Kentucky, Inc. and in which HSE of Kentucky, Inc. has property rights. Neither receipt nor possession thereof confers or transfers any rights to reproduce the document or its part thereof or to disclose any information contained therein to others, or to use it for any purpose without the written permission of HSE of Kentucky, Inc.

PROJECT NO. 8529-02  
DESIGNED BY MSF/BLL  
DRAWN BY GMS  
CHECKED BY MSF  
REVIEWED BY  
DATE OCT. 2011  
SCALE AS NOTED

**FLEXFILMS, U.S.A., LLC**  
1221 NORTH BLACK BRANCH ROAD  
ELIZABETHTOWN, KENTUCKY 42702  
PROJECT L-12 BOPET U.S.A.



624 Wellington Way  
Lexington, KY 40503  
www.nselex.com  
Phone: (859)223-5644  
Fax: (859)223-2601

DRAWING NO.  
UFL-L12  
A-1.4